



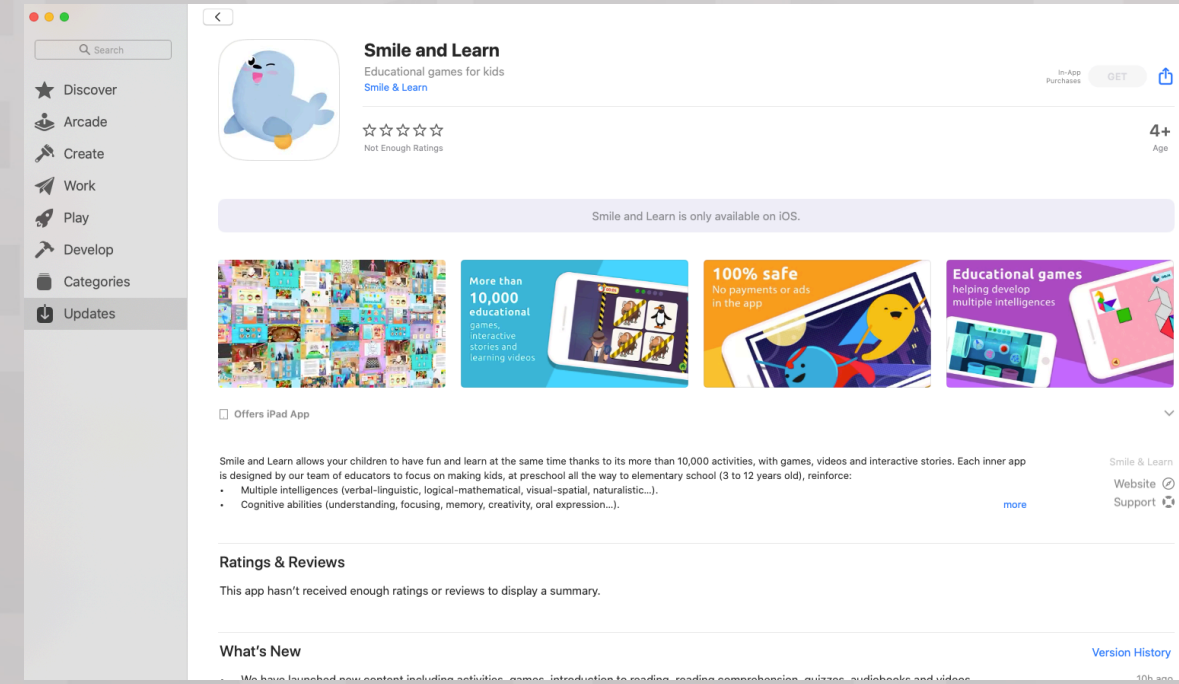
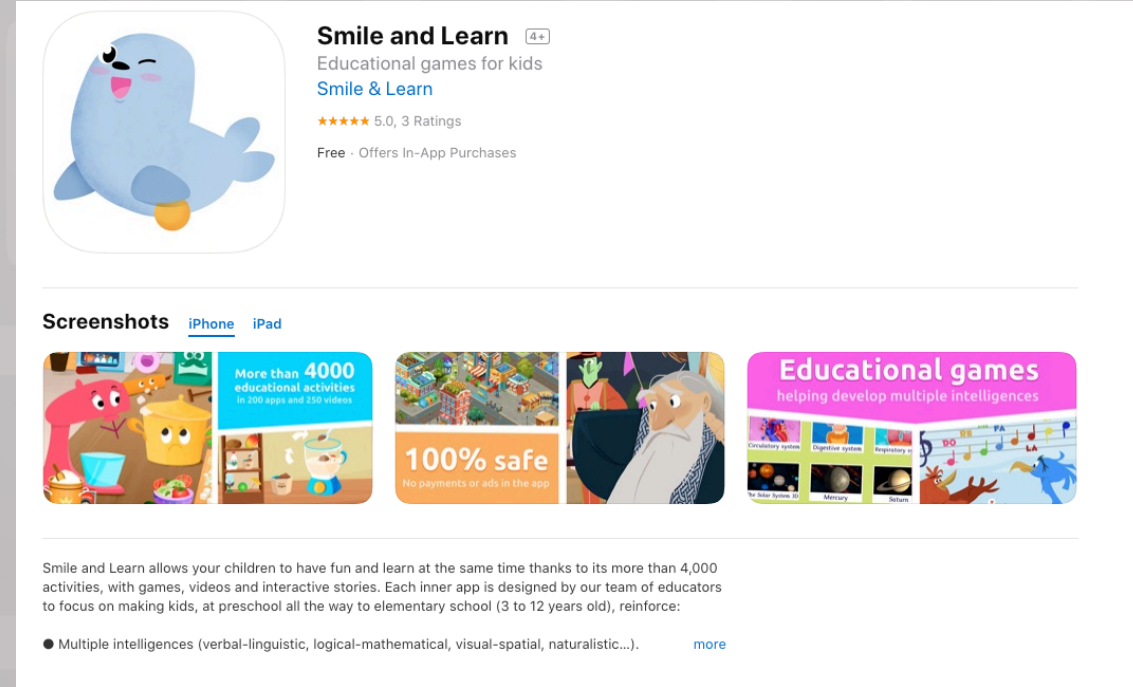
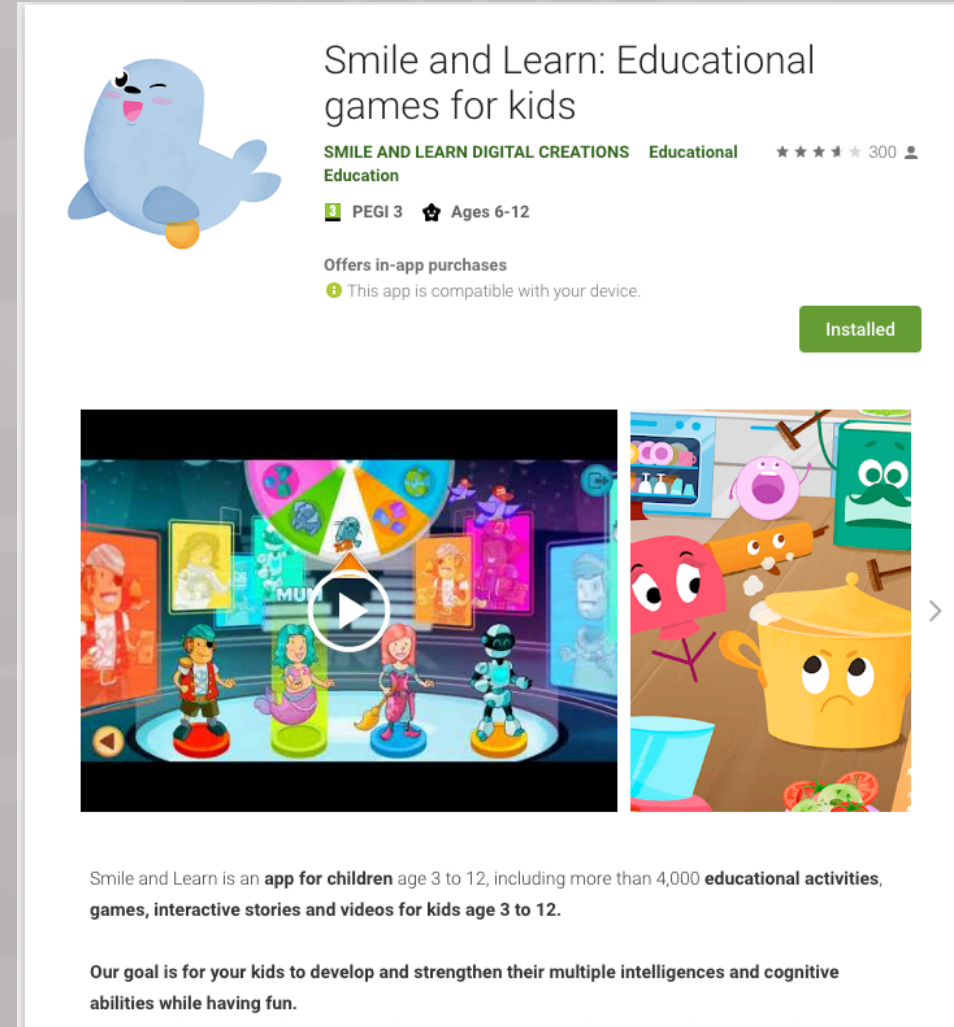
SMILE
AND
LEARN

ÖĞRETMEN KULLANIM KILAVUZU

UYGULAMAYI EDİNME

Uygulamayı Android **Google Play**, Apple **App Store**, kullanarak veya

Windows tabanlı bir cihazda (pc, tablet, laptop) **Windows Store** kullanarak sanal dükkanların arama bölümlerine **“smile and learn”** yazarak indirebilirsiniz.





English



Email or Username

Password



☐ I accept the legal terms and conditions of use.

LOG IN

I forgot my password.

If you still have no user:

REGISTER

Discover more (without
registration)



Uygulamayı indirip çalıştırdığınızda karşınıza gelen ekranda öğretmeninizden aldığınız kullanıcı adı ve şifre bilgilerini girip kullanıcı sözleşmesini kabul edip “LOG IN” butonuna tıklayınız.

Eğer sarı kutucukta “REGISTER” kelimesi yazıyorsa erişim bilgilerinizi yazmadan önce mutlaka alt kısımdaki “LOG IN” butonuna tıklayıp sarı kutucukta “LOG IN” kelimesi yazdığından emin olunuz.



English



Giriş yaptıktan sonra Adınız-
Soyadınız ile birlikte
karakterinizi göreceksiniz.
Karakterinizin üzerine
tıklayıp kendi hesabınıza
erişebilirsiniz.



DEMO STUDENT ...
6 years-old



DEMO STUDENT ...
9 years-old



DEMO STUDENT ...
6 years-old



DEMO



ADD A CHILD



SMILE AND LEARN



English



LEARNING PATHS



NA 4Years 24.09.2021



English



NA 4 Years 08.10.2021

English

Ödev Ekranı Görünümü:
Öğretmeniniz ödev verdiğinde görseldeki gibi bir açılır pencere sizi karşılayacaktır. İkonlara tıklayarak ödevinizi yapabilirsiniz.



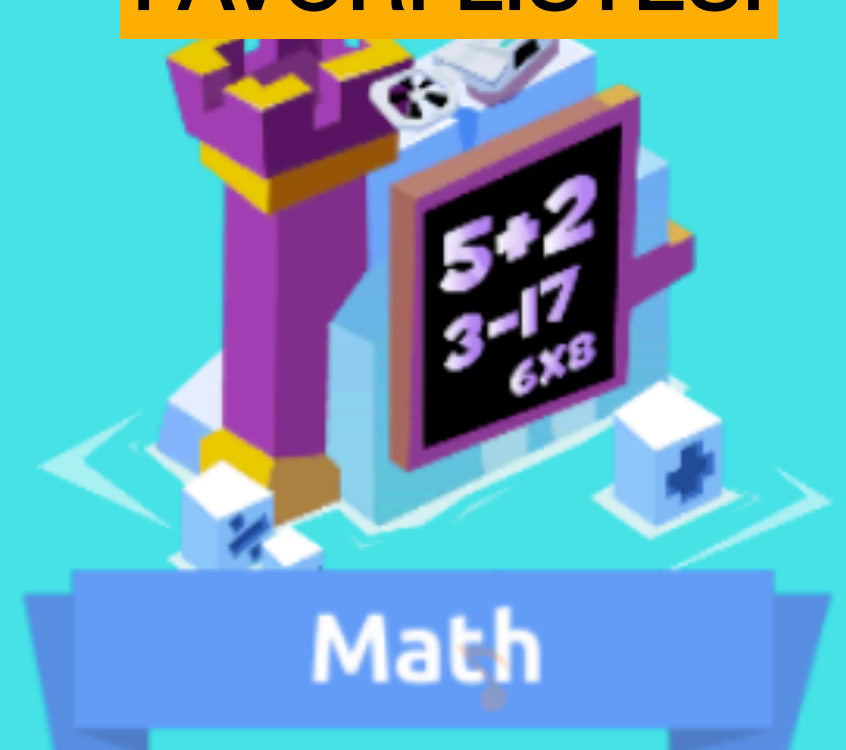
BİRDEN FAZLA
DİL SEÇENEĞİ
(MEVCUT İSE)

FAVORİ LİSTESİ

SMİLEY VE GEM
KAZANIMLARI (ÖDEVLER VE
BELİRLİ GÖREVLER
TAMAMLANDIKÇA
KAZANILMAKTADIR.)



Literacy



Math



Science



SERHAT DEMIRDISER's
World



Emotions



Arts



Visual-Spatial




Family Challenge

BİR ÖNCEKİ EKRANA
ÇIKIŞ BUTONU


ÖNERİ LİSTESİ

Recommended


Most Played



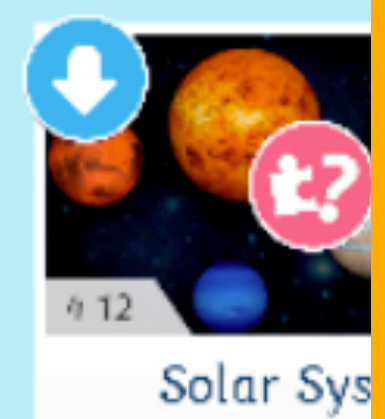
Family Trivia



Green City



3D Chess



Solar Sys

Ana Ekran Görünümü:
Sisteme giriş yaptıktan sonra eğer
ödeviniz yok ise veya ödevinizi
tamamladıysanız ana ekranınız
görseldekine benzer şekilde
görünecektir.(Yaş ve sınıflandırmaya
bağlı ana ekran görüntüsü
değişmektedir.)



English



SERHAT DEMIRD...



6567



238



Literacy



Math



Science



SERHAT DEMIRDISER's World



Emotions



Arts



Visual-Spatial



Family Challenge

KONU BAŞLIKLARININ İÇERİSİNDEKİ FARKLI İÇERİKLERİ KEŞFEDİN, OYNAYIN, ÖĞRENİN.

Recommended

Most Played



Family Trivia



Green City



3D Chess



Solar System



Virus Le



English



SERHAT DEMIRD...



6567



238



Literacy

KONU ALT BAŞLIKLARININ İÇERİSİNDEKİ FARKLI İÇERİKLERDEN DİLEDİĞİNİZİ VEYA ÖDEV OLARAK PAYLAŞILAN İÇERİĞE GİDİN.



Grammar



Words



Punctuation Marks



Reading Skills
Practice



Classic Stories



Interactive



Audiobooks



Vocabulary





English



SERHAT DEMIRD...



6567




238



Literacy - Vocabulary




The Environment



3-8

The World Around Us



3-8

Weather



3-5

The Weather

İÇERİKLERE TIKLADIĞINIZDA, PLATFORM İÇERİĞİ CİHAZA İNDİRİR. İNTERNETSİZ ORTAMDA İÇERİK ÇALIŞABİLİR. (VİDEOLAR CİHAZA İNDİRİLMEZ)



3-8



3-8

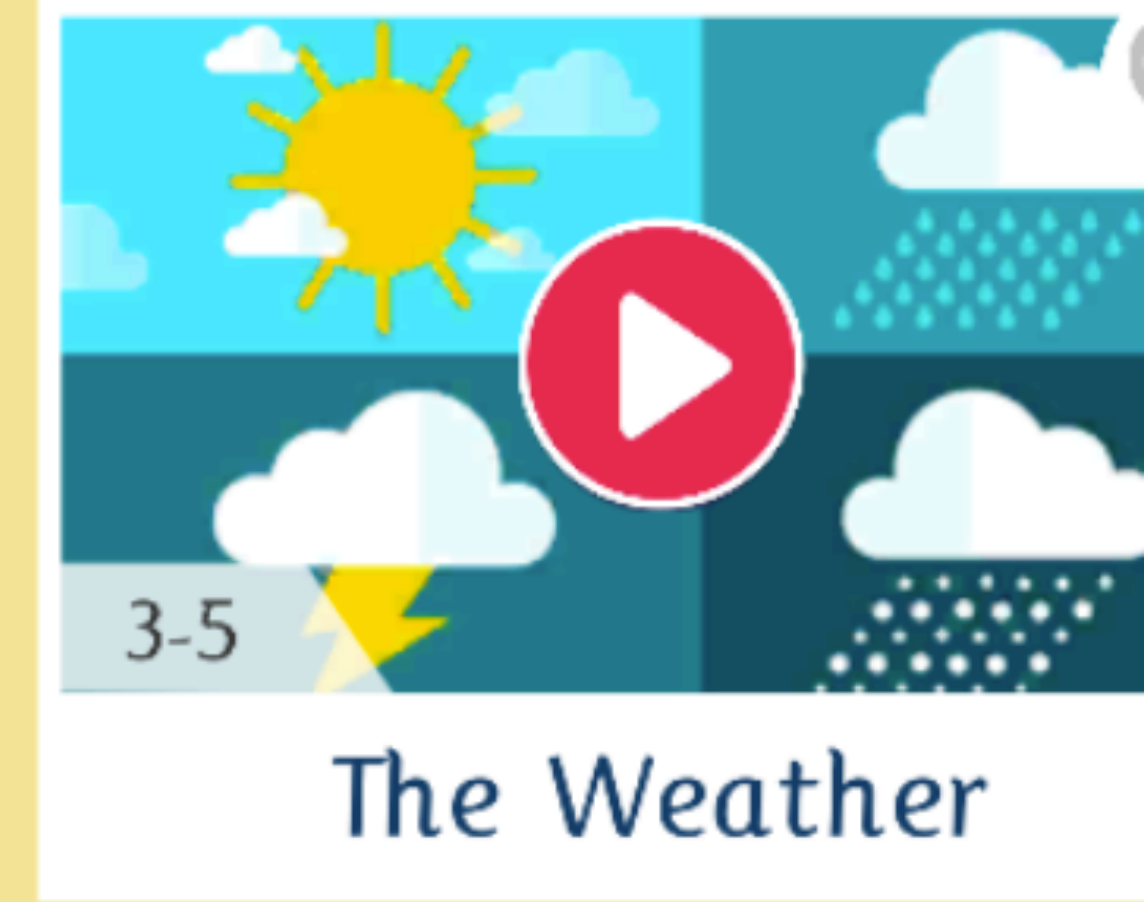




3-8




Technology

Literacy - Vocabulary



İÇERİKLERE TIKLADIĞINIZDA PLATFORM İÇERİĞİ CİHAZA İNDİRDİĞİNDE OK SEMBOLÜ YERİNE ÇÖP SEPETİ BELİRİR. BU İÇERİĞİN CİHAZINIZDA YÜKLÜ OLDUĞU ANLAMINA GELİR.





English



What would you like to do?



Learn



Practice

Aa

İÇERİĞE
TIKLADIĞINIZDA
ÖNCE ÖĞREN
SONRA
DEĞERLENDİRME
KISMI ŞEKLİNDE
BİR YAPI
MEVCUTTUR.

ÖĞRENME KISMINDA YAŞA VE SEVİYEYE GÖRE ZORLUK DERECESESİ BULUNMAKTADIR.

Difficulty



Apprentice



Intermediate



Advanced



Aa



English



Difficulty



Apprentice



Intermediate



Advanced

Reading Mode



Read and
listen



Read



Listen



DEĞERLENDİRME
KISMINDA YAŞA VE
SEVİYEYE GÖRE
ZORLUK DERECESESİ
VE DEĞİŞİK OKUMA
MODLARI
BULUNMAKTADIR.





Hot



Stormy



Sunny

Cloudy

Foggy

Windy

Snow

Rainy

Cold

Icy





Hot

Cloudy

Snow

Rainy

Foggy

Cold

Windy



Stormy



Sunny

Foggy

Icy





English



SERHAT DEMIRD...



6567



238



KİŞİSEL DÜNYA VE AVATAR DEĞİŞTİRME (KİŞİSELLEŞTİRME)



Literacy



Math



Science



SERHAT DEMIRDISER's World




Emotions



Arts



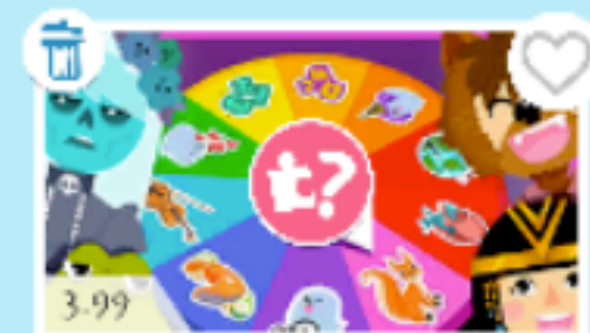
Visual-Spatial



Family Challenge

Recommended

Most Played



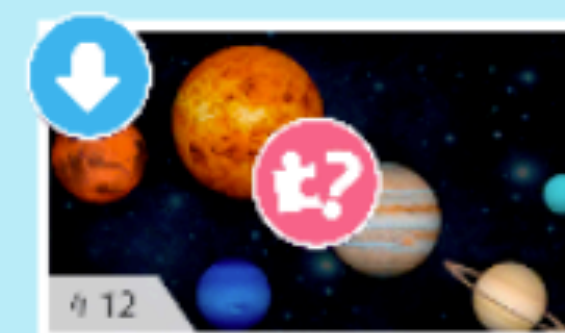
Family Trivia



Green City



3D Chess



Solar System

ANA SAYFADA EN SAĞ ÜST KÖŞEDE YER ALAN YUKARIDA GÖRSELİ BULUNAN DÜNYANIZA TIKLAYINIZ. BURADAN İKİ AYRI OYUNU OYNAYABİLİR VE AVATAR DEĞİŞTİREBİLİRSİNİZ.

WHAT DO YOU WANT TO EXPLORE TODAY?



Fantasy Village




Urban Village

CHANGE YOUR AVATAR



AVATARINIZI BURAYA
TIKLAYARAK DEĞİŞTİREBİLİRSİNİZ

CHANGE YOUR AVATAR



3 99
Family Trivia

4 12
Green City

5 12
3D Chess

4 12
Solar System

8 12
Virus Le

WHAT DO YOU WANT TO EXPLORE TODAY?



Fantasy Village



Urban Village

CHANGE YOUR AVATAR



3 99
Family Trivia

4 12
Green City

5 12
3D Chess

4 12
Solar System

8 12
Virus Le

PLATFORMDA İKİ FARKLI OYUN DÜNYASI MEVCUTTUR



English



PLATFORMDA İKİ FARKLI OYUN DUNYASI MEVCUTTUR



PLATFORMDA İKİ FARKLI OYUN DUNYASI MEVCUTTUR



PLATFORMDA İKİ FARKLI OYUN DUNYASI MEVCUTTUR





English

İÇERİĞİN TAMAMINI İNDİRME/AYNI CİHAZA İKİNCİ HESAP TANIMLAMA



KOLIBRI DEMO ...
1 classmate



NOGROUP
1 classmate

SAĞ ÜST KISIMDA
BULUNAN
AYARLAR/ÇARK
SEMBOLÜNE
TIKLAYIN



SMILE AND LEARN



English



Ask Your Parents

$$15 + 10 + 12$$

31

37

25

ADD A CHILD



SMILE AND LEARN



Learning
Analytics



Contents
Management



Personalization

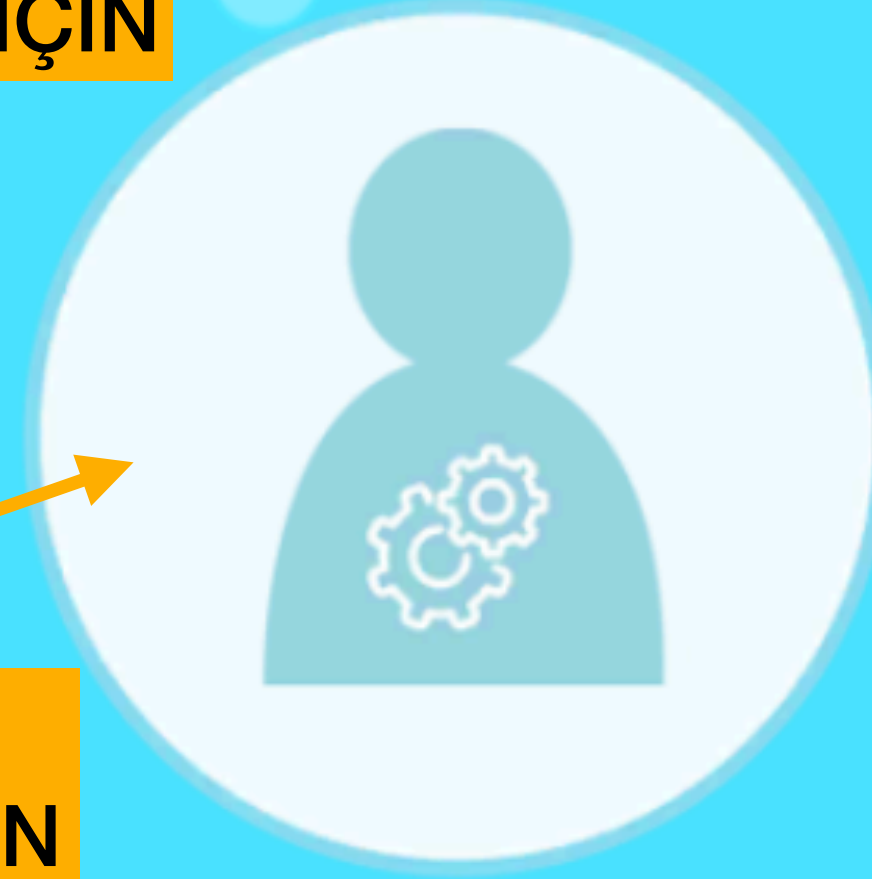


Account Settings

TÜM İÇERİĞİ İNDİRMEK İÇİN

HESAP AYARLARINIZI DEĞİŞTİRMEK İÇİN


İKİNCİ HESABI AYNI
CİHAZA TANIMLAMAK İÇİN



User Management



Learning Paths



Change Password





English



Learning
Analytics

Associated Accounts



KOLIBRI DEMO TEACHER
demoteacher99



Link Account

Unlink Account

Account Settings

User Management

Learning Paths

Change Password

v7.0.11

Kolibri Turkey

İKİNCİ HESABI AYNI
CİHAZA TANIMLAMAK İÇİN
“LINK ACCOUNT”
DÜĞMESİNE TIKLAYINIZ.

MINIMUM SİSTEM GEREKSİNİMLERİ

Windows Store:
Versión 10240.0 de Windows 10.

Arquitecture: x86, x64, ARM.

DirectX version 10.

Mac:
Operating System: macOS Big Sur and later versions.
Processor: Apple silicon M1

iOS:
11.0.

Android:
Android 6.0 Marshmallow.

Linux:

Operating System: Ubuntu 16.04, Ubuntu 18.04

CPU: x64 architecture (with support to SSE2)

API Graph: OpenGL 3.2+, Vulkan
Other: Gnome desktop environment running on top of X11 windowing system, Nvidia official proprietary graphics driver or AMD Mesa graphics driver. Other configuration and user environment as provided stock with the supported distribution (Kernel, Compositor, etc.)

KOLIBRI DESTEK:

Whatsapp Destek Hattı: 533 149 07 07

eposta: destek@kolibrieducation.com






SMILE
AND
LEARN

ÖĞRETMEN ÖDEV VERME / RAPOR ALMA

Bilgisayarınızın tarayıcısından library.smileandlearn.net sayfasına gidiniz.

Kullanıcı adınızı ve şifrenizi yazıp
“Login” butonuna tıklayınız.



Login to begin session


Email

Password

[Did you forget your password?](#)

Login




Ekstra Öğretmen Materyelleri

 **SMILE AND LEARN**

Home

Learning Paths Add group Delete group Add child Personalize Edit children's passwords Generate Report View Reports

Group name Edit

	KOLIBRI DEMO CLASS	ENTER	
	Children not belonging to any group	ENTER	

DEMO TEACHER

- Options
- My subscription details
- My Devices
- Educational Resources
- Logout

Öncelikle sağ üstte hesabınızın adının üzerine tıklayınız ve “Educational Resources” düğmesine tıklayınız.

Educational Resources



Tutorials

Get the most out of Smile and Learn!



Didactic Guides

Learn about the objectives of each content and how to use it in the classroom



Catalog

Discover what content we have in Smile and Learn

Açılan sayfada kullanım videoları, içeriklerin teacher didactic guideleri ve catalog lara ulaşabilirsiniz ve cihazınıza indirebilirsiniz.

 Learning Paths Add group Delete group Add child Personalize Edit children's passwords Generate Report View Reports

Group name

Edit



KOLIBRI DEMO CLASS

ENTER






















Children not belonging to any group

ENTER

Karşınıza gelen sayfada sınıflarınızı göreceksiniz.
Ödev vermek istediğiniz sınıfa tıklayınız.

Learning Paths Add child Delete profile Personalize Print passwords

	Name	Age		Edit	Share	Information
	DEMO STUDENT 1	8	ENTER			 
	DEMO STUDENT 2	9	ENTER			 
	DEMO STUDENT 3	7	ENTER			 
	DEMO STUDENT 4	6	ENTER			 

Açılan sayfada sınıfınızı görmektesiniz “Learning Paths” butonuna tıklayınız.



Create new paths

Create multiple paths arranging the Smile and Learn content you'd like to teach (e.g. trimester 1, Science 1 primary, Literacy).

Recommended, if you wish to include Smile and Learn in your course planning/activities calendar.

Create



Create a copy or edit an existing path

Create a copy of an existing path to design a new version or edit a previously created path.

Edit



Assign or remove paths

Assign to each child the paths created by you or by Smile and Learn.

Recommended, if you wish to include Smile and Learn in your course planning/activities calendar.

Assign or remove paths

Learning Path e içerik ve ödev hazırlamak için
“Create” butonuna tıklayınız.

▼ Information

Path title

Description

Language

Pick an icon

▸ Contents 🔍

Path title

Name the path.

ES

EN

FR

IT

PT

CA

Learning Path i isteğimize göre özelleştirin. Path title kısmına ödevin başlığını giriniz. Örneğin: Kolibri Koleji 1st WEEK gibi. Daha sonra “Description” butonuna tıklayınız.

Go Back

Save new path

▼ Information

Path title

Description

Language

Pick an icon

▸ Contents



Description

Briefly describe the path.

ES

EN

FR

IT

PT

CA

Description kısmına belirlediğiniz kelimeyi giriniz ve
“Language” sekmesine tıklayınız.

Go Back

Save new path

▼ Information
Path title
Description
Language
Pick an icon
▸ Contents 🔍

Language

Select language(s) for the learning path.

All languages ☒

☒ Spanish

☒ English

☒ French

☒ Italian

☒ Portuguese

☒ Catalan

ES

EN

FR

IT

PT

CA

Ödevlendirme dilini seçip “Pick an icon” sekmesine tıklayınız.

Go Back

Save new path

Select an icon for the learning path.

A large grid of 100 colorful hexagonal icons arranged in 5 rows and 20 columns. The icons represent a wide variety of subjects including mathematics (star, circle, triangle, square, lightning bolt, musical notes, person with arms raised), science (house, people, speech bubble with '123', leaf, speech bubble with 'ABC', eye, musical notes), art (Mona Lisa, paintbrush, hands holding brushes, recycling symbol, person with dark skin, person with glasses, person with blue hair, couple, house, apple, fruit basket, map of Europe, flag of Portugal, flag of Spain, flag of France), languages (flag of Italy, flag of Brazil, flag of Mexico, flag of Turkey, flag of Mexico, flag of Russia, flag of the United States, flag of the United Kingdom, flag of Argentina, flag of Russia, globe, globe, hexagon with 'ABC', dinosaur), and general knowledge (classical statue, notebook with 'ABC', pencil, hexagon with 'ABC', sign that says 'HOLA HELLO SALUT', calculator, hexagon with '123', ruler, lightbulb, globe, pink microorganism, cartoon monkey, microscope, skeleton, brain).






















ES EN FR IT PT CA

Icon seçtikten sonra içerikleri belirlemek için “Contents” butonuna tıklayınız.

Unselect all

▸ Your paths (created and shared)

▾ School paths

 1st Week  3b 1 hafta  A Preschool Week 1  Antalya Koleji  Bilim Koleji  Bilsev 4.sınıflar 1ödev  Cihangir Yunuslar FirstWeek Homework  Demo  Dolphins 1st week homework  Ekin 3rd week  Eyuboglu 1A First Week Homework  Eyuboglu 1st Graders First Homework  Eyüboğlu 1st week  Isık Nisantasi 09.11.2021 

Learning Path e uygun gördüğünüz içerikleri seçin. Daha sonra “Save” butonuna tıklayınız.

Summary

 See by
students

▾ KOLIBRI DEMO	×
SERHAT DEMIRDISER	×
▾ ITK Manisa 3. A Eylül	×
SERHAT DEMIRDISER	×
▾ ITA 2nd Graders 1st Week	×
SERHAT DEMIRDISER	×
▾ Maya 4 Yaş First Week	×
SERHAT DEMIRDISER	×
▾ AÇI FIRST WEEK	×
SERHAT DEMIRDISER	×
▾ Maya KG Homework 1	×
SERHAT DEMIRDISER	×
▾ Maya Antalya KG st Week	×
SERHAT DEMIRDISER	×
▾ zeynep	×
SERHAT DEMIRDISER	×
▾ xxxxxx	×
SERHAT DEMIRDISER	×

Go Back

Assign Dates

Save

Information

Path title

Description

Language

Pick an icon

Contents

Literacy

Math

Science

Emotions

Arts

Visual-Spatial

Family Challenge

Smile and Learn's World

Contents

 Search

Search

Clear

Search...

Filters:

Academic Areas



Cognitive Skills



Key Competences



Age



Intelligence



Language Learning



Type of Content



Learning Path e uygun gördüğünüz içerikleri seçin. Daha sonra “Save” butonuna tıklayınız.

Learning Path e uygun gördüğünüz içerikleri seçin. Daha sonra “Save” butonuna tıklayınız.

Contents

Select all content ☐

Air Transport



Goes to the Bakery



Celebrates His Birthday



A Day With Alex



Goes to the Doctors



Goes to the Hairdressers



Goes to the Restaurant



What time is it?



At Supermarket



At Supermarket



My Baby Brother



My Baby Brother



At School



At School



My Family



My Family



My First Trip



My First Trip



The Anthill



The Anthill



Antonyms



Associations



Nature



Transport



Letter A



The Bathroom



Beatrix Potter



The Bedroom



Black And Dorothy



Black And Dorothy



Bubbles



Make a Sentence



Word Maker



Allison's Decision



Allison's Decision



Letter B



Salad



Checkers



3D Chess



Cinderella 2021



ES

EN

FR

IT

PT

CA

Contents



At Supermarket



My Baby Brother



The Anthill



Black And Dorothy



Go Back

Save new path

Unselect all

▸ Your paths (created and shared)

▼ School paths

1st Week ⓘ

3b 1 hafta ⓘ

A Preschool Week 1 ⓘ

Antalya Koleji ⓘ

Bilim Koleji ⓘ

Bilsev 4.sınıflar 1ödev ⓘ

Cihangir Yunuslar FirstWeek Homework ⓘ

Demo ⓘ

Dolphins 1st week homework ⓘ

Ekin 3rd week ⓘ

Eyuboglu 1A First Week Homework ⓘ


Eyuboglu 1st Graders First Homework ⓘ

Eyüboğlu 1st week ⓘ

Isık Nisantasi 09.11.2021 ⓘ



1st Week

Assign the learning path to the entire class ☒

Learning Path i uygun
gördüğünüz öğrencileriniz ile veya
tüm sınıf ile paylaşın. Öğrencilerin
ödevi görmeleri gereken zaman
aralığını seçin Daha sonra “Save”
butonuna tıklayınız.

Summary

See by
students

▼ 1st Week ✕

SERHAT DEMIRDISE ✕

▼ KOLIBRI DEMO ✕

SERHAT DEMIRDISE ✕

▼ ITK Manisa 3. A Eylül ✕

SERHAT DEMIRDISE ✕

▼ ITA 2nd Graders 1st Week ✕

SERHAT DEMIRDISE ✕

▼ Maya 4 Yaş First Week ✕

SERHAT DEMIRDISE ✕

▼ AÇI FIRST WEEK ✕

SERHAT DEMIRDISE ✕

▼ Maya KG Homework 1 ✕

SERHAT DEMIRDISE ✕

▼ Maya Antalya KG st Week ✕

SERHAT DEMIRDISE ✕

▼ zeynep ✕

SERHAT DEMIRDISE ✕

Go Back

Assign Dates

Save
















Learning Paths

Add child

Delete profile

Personalize

Print passwords

	Name	Age		Edit	Share	Information
	DEMO STUDENT 1	8	ENTER			
	DEMO STUDENT 2	9	ENTER			
	DEMO STUDENT 3	7	ENTER			
	DEMO STUDENT 4	6	ENTER			

Learning Paths:

1st Week
Demo

Yukarıda gördüğünüz üzere “Information” kısmındaki imge artık bu sınıfın ödevi olduğunu gösterir.

RAPORLAMA/BAŞARI GRAFİĞİ



SMILE
AND
LEARN

DEMO TEACHER

Home KOLIBRI DEMO CLASS

Learning Paths Add child Delete profile Personalize Print passwords

	Name	Age		Edit	Share	Information
	DEMO STUDENT 1	8	ENTER			
	DEMO STUDENT 2	9	ENTER			
	DEMO STUDENT 3	7	ENTER			
	DEMO STUDENT 4	6	ENTER			

Learning Paths:

1st Week
Demo

Bireysel başarı raporlaması ve grafiği için öğrencilerinizin adının üzerine tıklayın.



Total learning time
01:17 hours

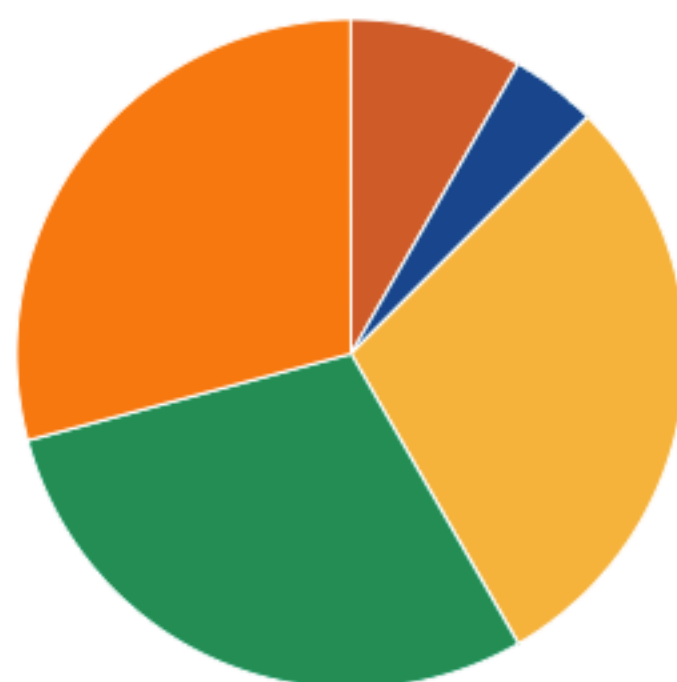


Average session time
00:03:00



Completed activities
28

Multiple intelligence usage



Multiplayer
8 %



Verbal-linguistic
29 %



Artistic
29 %



Logical-mathematical
4 %

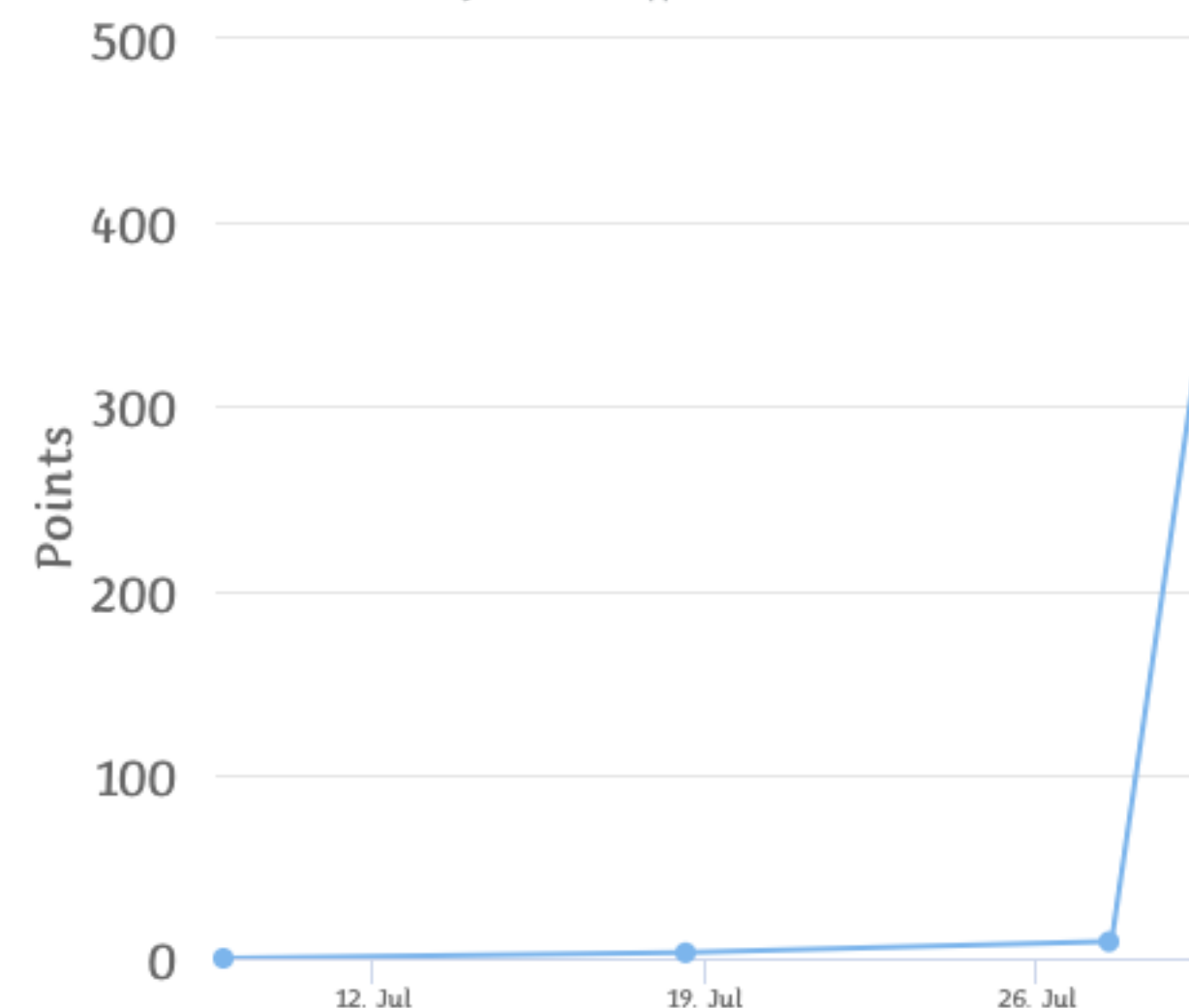


Naturalistic
29 %

Progress "Word Search"



Data for the last application used



Detailed use



Motive DEMO STUDENT 3 to read more stories from the library! Their reading comprehension will improve if they read 15 minutes every day.

RAPORLAMA/BAŞARI GRAFİĞİ



DEMO TEACHER

Home

Learning Paths

Add group

Delete group

Add child

Personalize

Edit children's passwords

Generate Report

View Reports

Group name

Edit



KOLIBRI DEMO CLASS

ENTER



Children not belonging to any group


ENTER


Açılan sayfada sınıf bazında öğrenci başarısını takip etmek için “Generate Report” düğmesine tıklayın.


☐ Select all☒ Select all children

 KOLIBRI DEMO CLASS ☒

 Sin grupo ☐

 DEMO STUDENT 4 ☒

 DEMO STUDENT 3 ☒

 DEMO STUDENT 2 ☒


 DEMO STUDENT 1 ☒

1-Açılan sayfada sınıf seçiniz. 2-Ödev verdiğiniz içerikleri seçmek için “select learning path” veya 3- özel bir içeriğin raporlaması için “select specific content” düğmesine tıklayınız.

Select learning paths








Select specific content

☐ Select all the learning paths

	STARTERS Vocabulary	<input type="checkbox"/>
	STARTERS Classic Stories	<input checked="" type="checkbox"/>
	STARTERS Science	<input type="checkbox"/>
	STARTERS Emotions	<input type="checkbox"/>
	STARTERS Maths	<input checked="" type="checkbox"/>
	1st Week	<input type="checkbox"/>
	{ "es": "Aprende las emociones 1", "la": "Aprende las emociones 1" }	<input type="checkbox"/>
	Bilsev 4.sınıflar 1ödev	<input type="checkbox"/>
	rtyu	<input type="checkbox"/>
	Demo	<input type="checkbox"/>
	Maya Espanol Primera Semana	<input type="checkbox"/>

STARTERS Maths

STARTERS Maths

-  Associations
Associations is the perfect logical-mathematical g. +
-  Basic Geometry
BASIC GEOMETRY is a game designed to teach basic G. +
-  Sequences
A game designed to practice sequential stories in . +
-  Numbers Sudoku
Numbers Sudoku is an awesome math game to work wit. +
-  Numbers 10-20
Educational video for kids to learn the numbers. Y. +
-  Numbers 20-30
Educational video for kids to learn the numbers. Y. +
-  The Numbers Song

Go Back

Continue

Tüm içeriği seçmek için
bu kutucuğa
tıklayabilirsiniz.
Dilediğiniz içeriği
seçmek için içeriklerin
yanındaki kutucuklara
tıklayabilirsiniz.
Seçiminizi yaptıktan
sonra ilerlemek için
“continue” düğmesine
tıklayınız

Report title

☒ Show by group ☐ Show by children

Start date

End date

Summary

Children



Learning Paths



1-Raporun başlığını belirleyiniz.

2-Sınıf veya öğrenci bazında rapor için seçiminizi yapınız.

3- hafta, ay, yıl şeklinde hızlı tarih seçimi yapabileceğiniz gibi alttaki iki tarih aralığında da rapor alabilirsiniz.

4- "Generate report" butonuna tıklayarak raporunuzu oluşturabilirsiniz.

Go Back

Generate report

Report title Test

Show by group

Last week

Last

Start date

6/8/2021



We are generating the report
Once the process is completed, you will be able to download it in the
documents section

View Reports

Summary

Children



Learning Paths



“Generate report” butonuna tıkladığınızda raporunuz oluşturulmaya başlar.

Go Back




Generate report

Reports

In this section you can find a list of the reports you have requested, download them when they are ready, and know the status of the request

You can download the reports as many times as you need, without having to go through the entire process again.

Keep in mind that the reports will be available until the date indicated in each one.

Name	Status	Creation date	Available until	Actions	
 Test.zip	 In process	6/8/2022, 11:25:36 AM			






“Generate report” butonuna tıkladığınızda raporunuz indirilmek için oluşturulmaya başlar.

Reports

In this section you can find a list of the reports you have requested, download them when they are ready, and know the status of the request

You can download the reports as many times as you need, without having to go through the entire process again.

Keep in mind that the reports will be available until the date indicated in each one.

Name	Status	Creation date	Available until	Actions	
 Test.zip	 Completed	6/8/2022, 11:25:36 AM	9/6/2022	 	

“Completed” ifadesi raporunuzun indirilmeye hazır olduğunu gösterir. Ok simgesine tıklayarak, oluşturulan raporu cihazınıza indirebilirsiniz.

Rapor Örneği

Smile and Learn

STARTERS Emotions, en Multiple dreamers



07/06/2021 - 08/06/2022



www.smileandlearn.com

Summary

Top content used

Content Name	Used time	Language most used
The Calm Corner	6 minutes	English
Sea Animals	5 minutes	English
Mr. Emotion	5 minutes	English
The Cobra Pose	5 minutes	English
Color the Emotions	4 minutes	English
The Cat Pose	3 minutes	English
Super Emotions	1 second	English

Total Time

Total hours used of ALL content

41h 49m 43s

GAME



The Calm Corner

The Calm Corner is an interactive game that teaches children relaxation techniques and mindfulness. It allows them to choose a calming spot and predict how each character will react in stressful situations.

Difficulty: apprentice			First Attempt				Second Attempt			
Dreamer	Most used language	Used time	Date	Successes	Failures	%	Date	Successes	Failures	%
DEMO STUDENT 1	Spanish	1 second	21-08-2021	0	0	0%				Empty
DEMO STUDENT 3	English	1 minute	15-08-2021	0	0	0%	15-08-2021	3	0	100%
DEMO STUDENT 4	English	4 minutes	11-02-2022	2	1	66.67%	19-08-2021	3	0	100%

VIDEO



Sea Animals

Educational video of yoga for children where they and their parents can learn to relax in a different way. Through a fun story with animals, children will be able to practice different yoga postures and improve their breathing.

Difficulty:			First Attempt				Second Attempt			
Dreamer	Most used language	Used time	Date	Successes	Failures	%	Date	Successes	Failures	%
DEMO STUDENT 2	English	5 minutes	22-08-2021	0	0	0%				Empty

GAME

www.smileandlearn.com

www.smileandlearn.com

MINIMUM SİSTEM GEREKSİNİMLERİ

Windows Store:
Versión 10240.0 de Windows 10.

Arquitecture: x86, x64, ARM.

DirectX version 10.

Mac:
Operating System: macOS Big Sur and later versions.
Processor: Apple silicon M1

iOS:
11.0.

Android:
Android 6.0 Marshmallow.

Linux:

Operating System: Ubuntu 16.04, Ubuntu 18.04

CPU: x64 architecture (with support to SSE2)

API Graph: OpenGL 3.2+, Vulkan
Other: Gnome desktop environment running on top of X11 windowing system, Nvidia official proprietary graphics driver or AMD Mesa graphics driver. Other configuration and user environment as provided stock with the supported distribution (Kernel, Compositor, etc.)

KOLIBRI DESTEK:

Whatsapp Destek Hattı: 533 149 07 07

eposta: destek@kolibrieducation.com

